

# Autotransporte Federal de Pasaje



## 2. AUTOTRANSPORTE FEDERAL DE PASAJE

### 2.1 PARQUE VEHICULAR

#### 2.1.1 COMPOSICIÓN DE LAS UNIDADES VEHICULARES DE PASAJE POR MODALIDAD DE SERVICIO

(F-1)

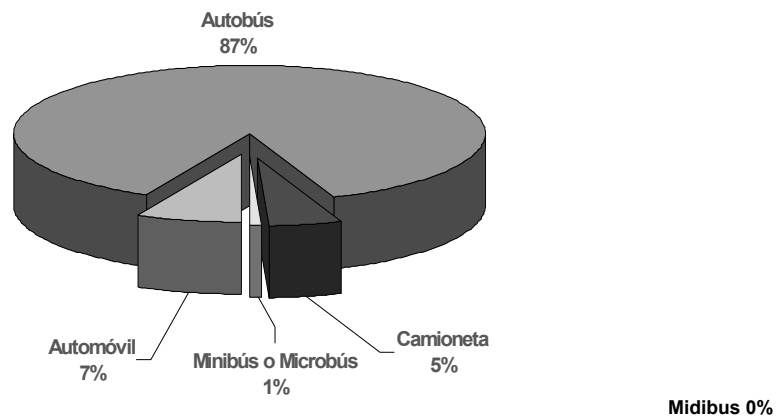
| MODALIDAD DE SERVICIO  | No. DE VEHÍCULOS | %            |
|--|------------------|--------------|
| De Lujo  | 1,153            | 2.4          |
| Ejecutivo  | 394              | 0.8          |
| Primera  | 11,442           | 24.3         |
| Económico  | 29,032           | 61.7         |
| Mixto  | 199              | 0.4          |
| Transportación Terrestre de Pasajeros de y hacia Puertos y Aeropuertos | 4,872            | 10.4         |
| <b>TOTAL</b>   | <b>47,092</b>    | <b>100.0</b> |

#### 2.1.2 PARQUE VEHICULAR DEL AUTOTRANSPORTE DE PASAJE POR TIPO DE VEHÍCULO

(F-1)

| TIPO DE VEHÍCULO   | No. DE VEHÍCULOS | %            |
|--------------------|------------------|--------------|
| Automóvil          | 3,357            | 7.1          |
| Autobús            | 40,881           | 86.8         |
| Camioneta          | 2,312            | 4.9          |
| Minibús o Microbús | 416              | 0.9          |
| Midibús            | 126              | 0.3          |
| <b>TOTAL</b>       | <b>47,092</b>    | <b>100.0</b> |

Parque Vehicular por Tipo de Vehículo



## 2.1.3 PARQUE VEHICULAR DE PASAJE POR TIPO DE COMBUSTIBLE

(F-1)

| ENTIDAD<br>FEDERATIVA | TIPO DE COMBUSTIBLE |              |           |              |          | TOTAL         |
|-----------------------|---------------------|--------------|-----------|--------------|----------|---------------|
|                       | DIESEL              | GASOLINA     | GAS       | GAS-GASOLINA | N/E      |               |
| Aguascalientes        | 215                 | 50           | 0         | 0            | 0        | 265           |
| Baja California       | 381                 | 448          | 0         | 0            | 0        | 829           |
| Baja California Sur   | 120                 | 125          | 0         | 0            | 0        | 245           |
| Campeche              | 159                 | 9            | 0         | 0            | 1        | 169           |
| Coahuila              | 823                 | 77           | 0         | 0            | 0        | 900           |
| Colima                | 52                  | 43           | 0         | 0            | 0        | 95            |
| Chiapas               | 577                 | 1,217        | 2         | 0            | 0        | 1,796         |
| Chihuahua             | 234                 | 94           | 0         | 0            | 0        | 328           |
| Distrito Federal      | 16,867              | 1,245        | 2         | 3            | 0        | 18,117        |
| Durango               | 172                 | 13           | 0         | 0            | 0        | 185           |
| Guanajuato            | 2,849               | 57           | 0         | 0            | 0        | 2,906         |
| Guerrero              | 87                  | 184          | 0         | 0            | 0        | 271           |
| Hidalgo               | 504                 | 0            | 0         | 0            | 1        | 505           |
| Jalisco               | 2,033               | 748          | 0         | 0            | 0        | 2,781         |
| México                | 1,705               | 62           | 0         | 0            | 0        | 1,767         |
| Michoacán             | 1,166               | 99           | 0         | 0            | 0        | 1,265         |
| Morelos               | 741                 | 13           | 0         | 0            | 1        | 755           |
| Nayarit               | 211                 | 34           | 0         | 0            | 0        | 245           |
| Nuevo León            | 941                 | 583          | 1         | 5            | 0        | 1,529         |
| Oaxaca                | 950                 | 71           | 1         | 0            | 0        | 1,022         |
| Puebla                | 1,568               | 37           | 1         | 0            | 2        | 1,608         |
| Querétaro             | 1,671               | 20           | 0         | 0            | 0        | 1,691         |
| Quintana Roo          | 22                  | 322          | 0         | 0            | 0        | 344           |
| San Luis Potosí       | 630                 | 23           | 0         | 0            | 0        | 653           |
| Sinaloa               | 898                 | 192          | 0         | 0            | 0        | 1,090         |
| Sonora                | 439                 | 118          | 0         | 0            | 0        | 557           |
| Tabasco               | 470                 | 45           | 0         | 0            | 1        | 516           |
| Tamaulipas            | 873                 | 49           | 0         | 0            | 0        | 922           |
| Tlaxcala              | 776                 | 3            | 0         | 0            | 0        | 779           |
| Veracruz              | 2,144               | 87           | 6         | 0            | 0        | 2,237         |
| Yucatán               | 546                 | 73           | 0         | 0            | 0        | 619           |
| Zacatecas             | 65                  | 36           | 0         |              | 0        | 101           |
| <b>TOTAL</b>          | <b>40,889</b>       | <b>6,177</b> | <b>13</b> | <b>8</b>     | <b>6</b> | <b>47,092</b> |

## 2.1.4 COMPOSICIÓN DEL PARQUE VEHICULAR DE PASAJE POR TIPO DE VEHÍCULO Y ENTIDAD FEDERATIVA

(F-1)

| ENTIDAD<br>FEDERATIVA | AUTOMÓVIL    | AUTOBÚS       | CAMIONETA    | MINIBÚS O<br>MICROBÚS | MIDIBÚS    | TOTAL         |
|-----------------------|--------------|---------------|--------------|-----------------------|------------|---------------|
| Aguascalientes        | 42           | 215           | 8            | 0                     | 0          | 265           |
| Baja California       | 210          | 455           | 112          | 0                     | 52         | 829           |
| Baja California Sur   | 35           | 119           | 91           | 0                     | 0          | 245           |
| Campeche              | 3            | 161           | 5            | 0                     | 0          | 169           |
| Coahuila              | 75           | 823           | 2            | 0                     | 0          | 900           |
| Colima                | 29           | 52            | 14           | 0                     | 0          | 95            |
| Chiapas               | 98           | 540           | 862          | 258                   | 38         | 1,796         |
| Chihuahua             | 62           | 242           | 24           | 0                     | 0          | 328           |
| Distrito Federal      | 881          | 16,861        | 280          | 91                    | 4          | 18,117        |
| Durango               | 5            | 172           | 8            | 0                     | 0          | 185           |
| Guanajuato            | 40           | 2,848         | 18           | 0                     | 0          | 2,906         |
| Guerrero              | 93           | 87            | 91           | 0                     | 0          | 271           |
| Hidalgo               | 0            | 505           | 0            | 0                     | 0          | 505           |
| Jalisco               | 479          | 2,029         | 262          | 11                    | 0          | 2,781         |
| México                | 46           | 1,700         | 16           | 0                     | 5          | 1,767         |
| Michoacán             | 92           | 1,169         | 4            | 0                     | 0          | 1,265         |
| Morelos               | 11           | 739           | 2            | 0                     | 3          | 755           |
| Nayarit               | 34           | 211           | 0            | 0                     | 0          | 245           |
| Nuevo León            | 537          | 945           | 47           | 0                     | 0          | 1,529         |
| Oaxaca                | 0            | 930           | 53           | 39                    | 0          | 1,022         |
| Puebla                | 33           | 1,571         | 4            | 0                     | 0          | 1,608         |
| Querétaro             | 17           | 1,671         | 3            | 0                     | 0          | 1,691         |
| Quintana Roo          | 81           | 22            | 224          | 17                    | 0          | 344           |
| San Luis Potosí       | 20           | 630           | 3            | 0                     | 0          | 653           |
| Sinaloa               | 147          | 886           | 57           | 0                     | 0          | 1,090         |
| Sonora                | 45           | 439           | 73           | 0                     | 0          | 557           |
| Tabasco               | 44           | 470           | 2            | 0                     | 0          | 516           |
| Tamaulipas            | 38           | 873           | 11           | 0                     | 0          | 922           |
| Tlaxcala              | 0            | 757           | 0            | 0                     | 22         | 779           |
| Veracruz              | 78           | 2,151         | 8            | 0                     | 0          | 2,237         |
| Yucatán               | 57           | 545           | 17           | 0                     | 0          | 619           |
| Zacatecas             | 25           | 63            | 11           | 0                     | 2          | 101           |
| <b>TOTAL</b>          | <b>3,357</b> | <b>40,881</b> | <b>2,312</b> | <b>416</b>            | <b>126</b> | <b>47,092</b> |

**2.1.5 COMPOSICIÓN DEL PARQUE VEHICULAR DE PASAJE POR CLASE DE SERVICIO Y ENTIDAD FEDERATIVA**

(F-1)


| ENTIDAD FEDERATIVA  | DE LUJO      | EJECUTIVO  | PRIMERA       | ECONÓMICO     | MIXTO      | TPPA         | TOTAL         |
|---------------------|--------------|------------|---------------|---------------|------------|--------------|---------------|
| Aguascalientes      | 0            | 0          | 0             | 215           | 0          | 50           | 265           |
| Baja California     | 16           | 0          | 98            | 390           | 1          | 324          | 829           |
| Baja California Sur | 7            | 0          | 12            | 94            | 0          | 132          | 245           |
| Campeche            | 0            | 0          | 0             | 161           | 0          | 8            | 169           |
| Coahuila            | 0            | 0          | 135           | 673           | 15         | 77           | 900           |
| Colima              | 0            | 0          | 0             | 52            | 0          | 43           | 95            |
| Chiapas             | 20           | 0          | 56            | 1,615         | 3          | 102          | 1,796         |
| Chihuahua           | 0            | 0          | 110           | 132           | 0          | 86           | 328           |
| Distrito Federal    | 755          | 341        | 6,278         | 9,527         | 53         | 1,163        | 18,117        |
| Durango             | 0            | 0          | 0             | 166           | 6          | 13           | 185           |
| Guanajuato          | 0            | 0          | 793           | 2,040         | 5          | 68           | 2,906         |
| Guerrero            | 0            | 0          | 0             | 79            | 8          | 184          | 271           |
| Hidalgo             | 0            | 0          | 77            | 422           | 6          | 0            | 505           |
| Jalisco             | 21           | 0          | 405           | 1,608         | 2          | 745          | 2,781         |
| México              | 108          | 0          | 155           | 1,432         | 0          | 72           | 1,767         |
| Michoacán           | 87           | 0          | 10            | 1,050         | 22         | 96           | 1,265         |
| Morelos             | 3            | 0          | 256           | 483           | 0          | 13           | 755           |
| Nayarit             | 0            | 0          | 0             | 210           | 1          | 34           | 245           |
| Nuevo León          | 34           | 0          | 474           | 433           | 3          | 585          | 1,529         |
| Oaxaca              | 0            | 0          | 32            | 937           | 0          | 53           | 1,022         |
| Puebla              | 56           | 0          | 114           | 1,386         | 0          | 52           | 1,608         |
| Querétaro           | 26           | 0          | 1,031         | 563           | 2          | 20           | 1,691         |
| Quintana Roo        | 0            | 49         | 6             | 22            | 1          | 315          | 344           |
| San Luis Potosí     | 2            | 0          | 110           | 492           | 22         | 23           | 653           |
| Sinaloa             | 1            | 4          | 47            | 822           | 15         | 205          | 1,090         |
| Sonora              | 0            | 0          | 290           | 146           | 3          | 118          | 557           |
| Tabasco             | 0            | 0          | 0             | 470           | 0          | 46           | 516           |
| Tamaulipas          | 0            | 0          | 658           | 194           | 21         | 49           | 922           |
| Tlaxcala            | 0            | 0          | 234           | 545           | 0          | 0            | 779           |
| Veracruz            | 0            | 0          | 13            | 2,128         | 10         | 86           | 2,237         |
| Yucatán             | 17           | 0          | 48            | 480           | 0          | 74           | 619           |
| Zacatecas           | 0            | 0          | 0             | 65            | 0          | 36           | 101           |
| <b>TOTAL</b>        | <b>1,153</b> | <b>394</b> | <b>11,442</b> | <b>28,982</b> | <b>199</b> | <b>4,814</b> | <b>47,092</b> |

**2.1.6 PARQUE VEHICULAR DE LOS PERMISIONARIOS DEL AUTOTRANSPORTE DE PASAJE POR ENTIDAD FEDERATIVA**

(F-1)

| ENTIDAD FEDERATIVA    | PERSONAS MORALES | PERSONAS FÍSICAS | TOTAL  | ENTIDAD FEDERATIVA | PERSONAS MORALES | PERSONAS FÍSICAS | TOTAL         |
|-----------------------|------------------|------------------|--------|--------------------|------------------|------------------|---------------|
| Aguascalientes        | 265              | 0                | 265    | Morelos            | 755              | 0                | 755           |
| Baja California       | 809              | 20               | 829    | Nayarit            | 245              | 0                | 245           |
| Baja California Sur   | 245              | 0                | 245    | Nuevo León         | 1,495            | 34               | 1,529         |
| Campeche              | 128              | 41               | 169    | Oaxaca             | 1,004            | 18               | 1,022         |
| Coahuila              | 840              | 60               | 900    | Puebla             | 1,588            | 20               | 1,608         |
| Colima                | 92               | 3                | 95     | Querétaro          | 1,670            | 21               | 1,691         |
| Chiapas               | 1,552            | 244              | 1,796  | Quintana Roo       | 344              | 0                | 344           |
| Chihuahua             | 320              | 8                | 328    | San Luis Potosí    | 619              | 34               | 653           |
| Distrito Federal      | 17,004           | 1,113            | 18,117 | Sinaloa            | 977              | 113              | 1,090         |
| Durango               | 177              | 8                | 185    | Sonora             | 487              | 70               | 557           |
| Guanajuato            | 2,873            | 33               | 2,906  | Tabasco            | 514              | 2                | 516           |
| Guerrero              | 254              | 17               | 271    | Tamaulipas         | 912              | 10               | 922           |
| Hidalgo               | 496              | 9                | 505    | Tlaxcala           | 777              | 2                | 779           |
| Jalisco               | 2,656            | 125              | 2,781  | Veracruz           | 2,127            | 110              | 2,237         |
| México                | 1,767            | 0                | 1,767  | Yucatán            | 617              | 2                | 619           |
| Michoacán             | 1,091            | 174              | 1,265  | Zacatecas          | 71               | 30               | 101           |
| <b>TOTAL NACIONAL</b> |                  |                  |        |                    | <b>44,771</b>    | <b>2,321</b>     | <b>47,092</b> |

**Parque Vehicular del Autotransporte de Pasaje**



## 2.1.7 TOTAL DE LAS UNIDADES DE PASAJE POR MODELO Y MODALIDAD DE SERVICIO

(F-1)

| MODELO DE VEHÍCULO | DE LUJO      | EJECUTIVO  | PRIMERA       | ECONÓMICO     | MIXTO      | PUERTOS Y AEROPUERTOS | TOTAL         |
|--------------------|--------------|------------|---------------|---------------|------------|-----------------------|---------------|
| 1975               | 0            | 0          | 0             | 1             | 0          | 0                     | 1             |
| 1976               | 0            | 0          | 0             | 0             | 0          | 0                     | 0             |
| 1977               | 0            | 0          | 1             | 236           | 3          | 0                     | 240           |
| 1978               | 0            | 0          | 0             | 294           | 9          | 0                     | 303           |
| 1979               | 0            | 0          | 0             | 398           | 9          | 0                     | 407           |
| 1980               | 0            | 0          | 0             | 598           | 13         | 0                     | 611           |
| 1981               | 0            | 0          | 8             | 609           | 5          | 0                     | 622           |
| 1982               | 0            | 0          | 28            | 476           | 1          | 0                     | 505           |
| 1983               | 0            | 0          | 3             | 221           | 4          | 0                     | 228           |
| 1984               | 0            | 0          | 30            | 372           | 4          | 0                     | 406           |
| 1985               | 0            | 0          | 51            | 487           | 11         | 0                     | 549           |
| 1986               | 0            | 0          | 39            | 353           | 8          | 0                     | 400           |
| 1987               | 0            | 0          | 27            | 184           | 3          | 0                     | 214           |
| 1988               | 0            | 0          | 64            | 239           | 1          | 0                     | 304           |
| 1989               | 0            | 0          | 120           | 451           | 6          | 0                     | 577           |
| 1990               | 0            | 0          | 300           | 838           | 20         | 2                     | 1,160         |
| 1991               | 30           | 0          | 481           | 1,680         | 24         | 16                    | 2,231         |
| 1992               | 3            | 38         | 919           | 2,080         | 19         | 74                    | 3,133         |
| 1993               | 28           | 17         | 1,653         | 2,680         | 23         | 164                   | 4,565         |
| 1994               | 38           | 3          | 625           | 1,886         | 13         | 202                   | 2,767         |
| 1995               | 0            | 0          | 77            | 629           | 6          | 182                   | 894           |
| 1996               | 3            | 0          | 68            | 210           | 8          | 186                   | 475           |
| 1997               | 0            | 0          | 218           | 835           | 5          | 295                   | 1,353         |
| 1998               | 164          | 1          | 322           | 1,066         | 2          | 473                   | 2,028         |
| 1999               | 84           | 18         | 650           | 1,096         | 1          | 386                   | 2,235         |
| 2000               | 175          | 75         | 1,051         | 2,133         | 0          | 575                   | 4,009         |
| 2001               | 244          | 10         | 1,120         | 3,086         | 1          | 567                   | 5,028         |
| 2002               | 14           | 7          | 639           | 1,745         | 0          | 448                   | 2,853         |
| 2003               | 127          | 115        | 1,059         | 1,733         | 0          | 332                   | 3,366         |
| 2004               | 118          | 55         | 710           | 1,057         | 0          | 416                   | 2,356         |
| 2005               | 57           | 34         | 902           | 979           | 0          | 465                   | 2,437         |
| 2006               | 68           | 21         | 277           | 380           | 0          | 89                    | 835           |
| <b>TOTAL</b>       | <b>1,153</b> | <b>394</b> | <b>11,442</b> | <b>29,032</b> | <b>199</b> | <b>4,872</b>          | <b>47,092</b> |

## 2.1.8 TOTAL DE LAS UNIDADES DE PASAJE POR MODELO Y TIPO DE VEHÍCULO

(F-1)

| MODELO DE VEHÍCULO | AUTOMÓVIL    | AUTOBÚS       | CAMIONETA    | MINIBÚS    | MIDIBÚS    | TOTAL         |
|--------------------|--------------|---------------|--------------|------------|------------|---------------|
| 1975               | 0            | 0             | 1            | 0          | 0          | 1             |
| 1976               | 0            | 0             | 0            | 0          | 0          | 0             |
| 1977               | 0            | 239           | 1            | 0          | 0          | 240           |
| 1978               | 0            | 303           | 0            | 0          | 0          | 303           |
| 1979               | 0            | 406           | 1            | 0          | 0          | 407           |
| 1980               | 0            | 610           | 1            | 0          | 0          | 611           |
| 1981               | 0            | 618           | 4            | 0          | 0          | 622           |
| 1982               | 0            | 501           | 4            | 0          | 0          | 505           |
| 1983               | 0            | 227           | 1            | 0          | 0          | 228           |
| 1984               | 0            | 403           | 2            | 1          | 0          | 406           |
| 1985               | 0            | 545           | 3            | 0          | 1          | 549           |
| 1986               | 0            | 398           | 2            | 0          | 0          | 400           |
| 1987               | 0            | 203           | 10           | 1          | 0          | 214           |
| 1988               | 0            | 257           | 29           | 6          | 12         | 304           |
| 1989               | 0            | 467           | 60           | 31         | 19         | 577           |
| 1990               | 1            | 989           | 107          | 51         | 12         | 1,160         |
| 1991               | 9            | 1,951         | 121          | 130        | 20         | 2,231         |
| 1992               | 48           | 2,695         | 204          | 169        | 17         | 3,133         |
| 1993               | 119          | 4,204         | 216          | 21         | 5          | 4,565         |
| 1994               | 104          | 2,510         | 148          | 3          | 2          | 2,767         |
| 1995               | 110          | 651           | 131          | 2          | 0          | 894           |
| 1996               | 94           | 283           | 97           | 1          | 0          | 475           |
| 1997               | 143          | 1,044         | 166          | 0          | 0          | 1,353         |
| 1998               | 308          | 1,514         | 205          | 0          | 1          | 2,028         |
| 1999               | 241          | 1,825         | 163          | 0          | 6          | 2,235         |
| 2000               | 343          | 3,441         | 218          | 0          | 7          | 4,009         |
| 2001               | 430          | 4,473         | 121          | 0          | 4          | 5,028         |
| 2002               | 375          | 2,409         | 65           | 0          | 4          | 2,853         |
| 2003               | 254          | 3,034         | 77           | 0          | 1          | 3,366         |
| 2004               | 334          | 1,955         | 61           | 0          | 6          | 2,356         |
| 2005               | 363          | 1,980         | 85           | 0          | 9          | 2,437         |
| 2006               | 81           | 746           | 8            | 0          | 0          | 835           |
| <b>TOTAL</b>       | <b>3,357</b> | <b>40,881</b> | <b>2,312</b> | <b>416</b> | <b>126</b> | <b>47,092</b> |



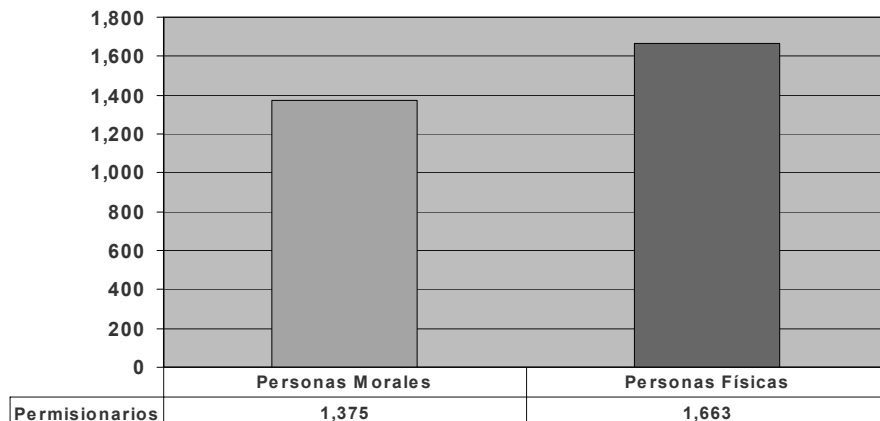
## 2.2 PERMISIONARIOS

### 2.2.1 PERMISIONARIOS QUE OPERARON EL AUTOTRANSPORTE DE PASAJE POR ENTIDAD FEDERATIVA

(F-1)

| ENTIDAD FEDERATIVA    | PERSONAS MORALES | PERSONAS FÍSICAS | TOTAL | ENTIDAD FEDERATIVA | PERSONAS MORALES | PERSONAS FÍSICAS | TOTAL        |
|-----------------------|------------------|------------------|-------|--------------------|------------------|------------------|--------------|
| Aguascalientes        | 5                | 0                | 5     | Morelos            | 28               | 0                | 28           |
| Baja California       | 40               | 18               | 58    | Nayarit            | 10               | 0                | 10           |
| Baja California Sur   | 15               | 0                | 15    | Nuevo León         | 57               | 14               | 71           |
| Campeche              | 3                | 23               | 26    | Oaxaca             | 69               | 14               | 83           |
| Coahuila              | 45               | 51               | 96    | Puebla             | 61               | 10               | 71           |
| Colima                | 5                | 2                | 7     | Querétaro          | 48               | 21               | 69           |
| Chiapas               | 128              | 126              | 254   | Quintana Roo       | 20               | 0                | 20           |
| Chihuahua             | 20               | 5                | 25    | San Luis Potosí    | 33               | 19               | 52           |
| Distrito Federal      | 270              | 946              | 1,216 | Sinaloa            | 59               | 98               | 157          |
| Durango               | 15               | 5                | 20    | Sonora             | 20               | 37               | 57           |
| Guanajuato            | 54               | 19               | 73    | Tabasco            | 32               | 2                | 34           |
| Guerrero              | 17               | 9                | 26    | Tamaulipas         | 26               | 3                | 29           |
| Hidalgo               | 21               | 9                | 30    | Tlaxcala           | 10               | 2                | 12           |
| Jalisco               | 91               | 45               | 136   | Veracruz           | 65               | 50               | 115          |
| México                | 27               | 0                | 27    | Yucatán            | 25               | 1                | 26           |
| Michoacán             | 49               | 117              | 166   | Zacatecas          | 7                | 17               | 24           |
| <b>TOTAL NACIONAL</b> |                  |                  |       |                    | <b>1,375</b>     | <b>1,663</b>     | <b>3,038</b> |

### Permisarios del Autotransporte de Pasajeros



## 2.3 ESTRUCTURA EMPRESARIAL DEL AUTOTRANSPORTE DE PASAJE

### 2.3.1 ESTRUCTURA POR TIPO DE EMPRESA Y ESTRATO EN UNIDADES A NIVEL NACIONAL

(F-1)

| TIPO DE EMPRESA | ESTRATO EN UNIDADES | NÚMERO DE EMPRESAS | %            | NÚMERO DE UNIDADES | %            |
|-----------------|---------------------|--------------------|--------------|--------------------|--------------|
| HOMBRE-CAMIÓN   | 1 - 5               | 1,848              | 72.5         | 2,778              | 5.9          |
| PEQUEÑA         | 6 - 30              | 400                | 15.7         | 5,851              | 12.4         |
| MEDIANA         | 31 - 100            | 205                | 8.0          | 11,060             | 23.5         |
| GRANDE          | MÁS DE 100          | 97                 | 3.8          | 27,403             | 58.2         |
| <b>TOTAL</b>    |                     | <b>2,550</b>       | <b>100.0</b> | <b>47,092</b>      | <b>100.0</b> |

## 2.4 PRODUCCIÓN

### 2.4.1 PASAJEROS TRANSPORTADOS Y PASAJEROS-KILÓMETRO POR MODALIDAD DE SERVICIO

(F-1)

| MODALIDAD DEL SERVICIO   | DEMANDA ATENDIDA PASAJEROS* (MILES) | TRÁFICO PASAJEROS-KM* (MILES) |
|--|-------------------------------------|-------------------------------|
| DE LUJO  | 39,700                              | 6'538,900                     |
| EJECUTIVO  | 25,600                              | 4'207,400                     |
| PRIMERA  | 560,200                             | 93'803,700                    |
| ECONÓMICO  | 1'752,000                           | 236'286,400                   |
| MIXTO  | 15,900                              | 1'433,900                     |
| TRANSPORTACIÓN TERRESTRE DE PASAJEROS DE Y HACIA PUERTOS Y AEROPUERTOS | 24,700                              | 1'360,700                     |
| <b>TOTAL NACIONAL</b>  | <b>2'418,100</b>                    | <b>343'631,000</b>            |

\* Estimado en función al parque vehicular

Pasajeros Transportados por Modalidad de Servicio

